

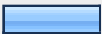







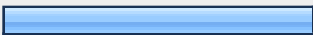
City of St. Charles Priorities Survey 2009

1. In general, how would you describe the flow of traffic (i.e. the timing of traffic signals and your ability to make turns) in the following areas within City limits?							
	Excellent	Good	Average	Poor	Very Poor	Rating Average	Response Count
Main St. - Rt. 64 -- East (east of 7th Avenue)	5.1% (26)	32.3% (163)	37.2% (188)	20.2% (102)	5.1% (26)	2.88	505
Main St. - Rt. 64 -- West (west of 7th Street)	5.4% (27)	42.7% (215)	37.2% (187)	12.3% (62)	2.4% (12)	2.64	503
Main St. - Rt. 64 -- Downtown (between 7th St. and 7th Ave.)	4.0% (20)	25.3% (127)	35.5% (178)	26.9% (135)	8.4% (42)	3.10	502
Kirk Road	13.8% (69)	52.0% (260)	28.8% (144)	4.0% (20)	1.4% (7)	2.27	500
Randall Road	8.7% (44)	43.0% (217)	32.9% (166)	12.3% (62)	3.2% (16)	2.58	505
Illinois St. (between 7th St. and 7th Ave.)	6.6% (33)	45.2% (225)	36.9% (184)	9.8% (49)	1.4% (7)	2.54	498
Prairie St. (between Randall and Riverside)	7.8% (39)	48.0% (239)	37.6% (187)	5.0% (25)	1.6% (8)	2.45	498
	answered question						507
	skipped question						43

2. Do you believe that additional Fox River bridges or crossings are necessary to relieve traffic congestion in St. Charles?			Response Percent	Response Count
Yes			74.0%	376
No			17.7%	90
No opinion			8.3%	42
			<i>answered question</i>	508
			<i>skipped question</i>	42

3. Have you heard about the Red Gate Bridge project?			Response Percent	Response Count
Yes			78.8%	401
No			18.1%	92
No opinion			3.1%	16
			<i>answered question</i>	509
			<i>skipped question</i>	41

4. Do you support or oppose the construction of the Red Gate Bridge?

		Response Percent	Response Count
Support		64.4%	324
Oppose		8.3%	42
No opinion		27.2%	137
		<i>answered question</i>	503
		<i>skipped question</i>	47